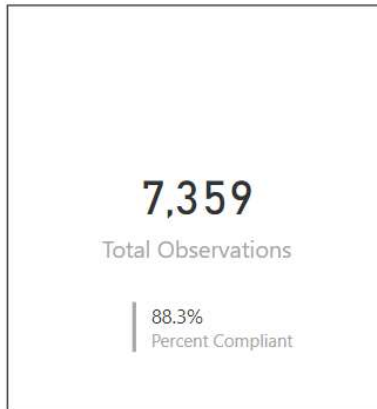


Nevada OSHA COVID-19 Initial Observations June 29, 2020 to Present

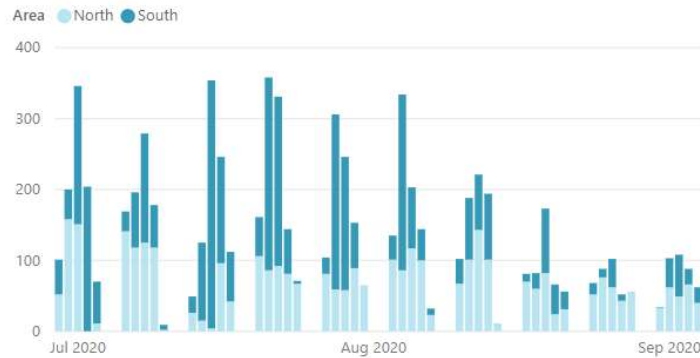
Select a date range to see compliance for a custom set of dates.

Observation Date

6/29/2020 9/4/2020

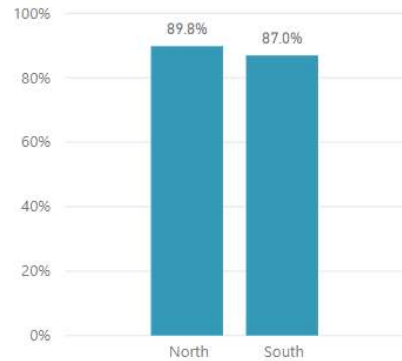


Total Observations by Observation Date and Area

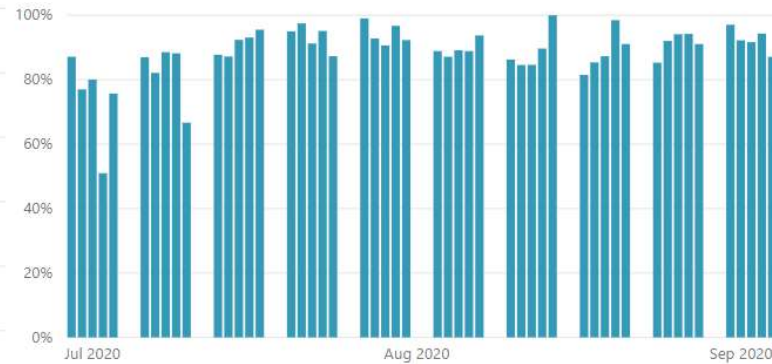


Establishment Type	Percent Compliant	Total Observations
Construction	45.5%	11
Water Park	50.0%	6
Bar	64.2%	360
Casino/Hotel - Pool	70.7%	58
Home Improvement	74.7%	75
Repair	76.9%	13
Massage	78.3%	23
Automobile Sales/ Maint.	79.7%	276
Child Care	80.0%	5
Government	80.0%	5
Golf Course	83.3%	6
Pool	84.6%	39
Grocery Store	85.0%	293
Hotel	85.7%	49
Pharmacy	86.8%	114
Grooming	87.0%	46
Convenience Store	87.2%	743
Other	88.3%	506
Parcel Delivery/Logistics	88.6%	70
General Retail	89.0%	1,640
Dry Cleaning	89.3%	56
Real Estate	90.0%	30
Medical	90.8%	153
Hair/Nail/Tattoo salons	91.7%	385
Gaming Property	92.2%	115
Gym	92.2%	244
Restaurant	93.5%	1,304
Tanning	93.8%	16
Recreation	94.4%	36
Financial Institution	95.1%	164
Clothing	96.2%	498
Cannabis	100.0%	13
Car Wash	100.0%	6
Printing	100.0%	1
Total	88.3%	7,359

Percent Compliant by Area



Percent Compliant by Observation Date

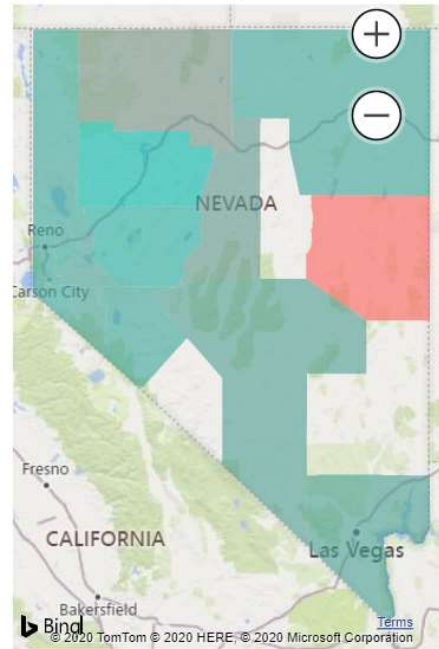


Nevada OSHA COVID-19 Initial Observations: Compliance by County June 29, 2020 to Present

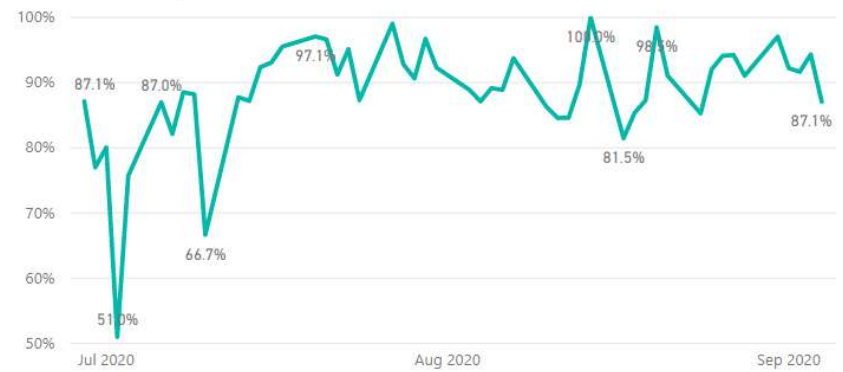
Click on a county in table or map to filter data for a particular county.

County	Percent Compliant.
White Pine	53.3%
Humboldt	78.7%
Lander	82.6%
Nye	86.1%
Clark	87.1%
Lyon	87.8%
Elko	89.7%
Douglas	89.8%
Mineral	89.9%
Washoe	90.1%
Carson City	90.9%
Storey	91.5%
Churchill	94.1%
Pershing	100.0%
Total	88.3%

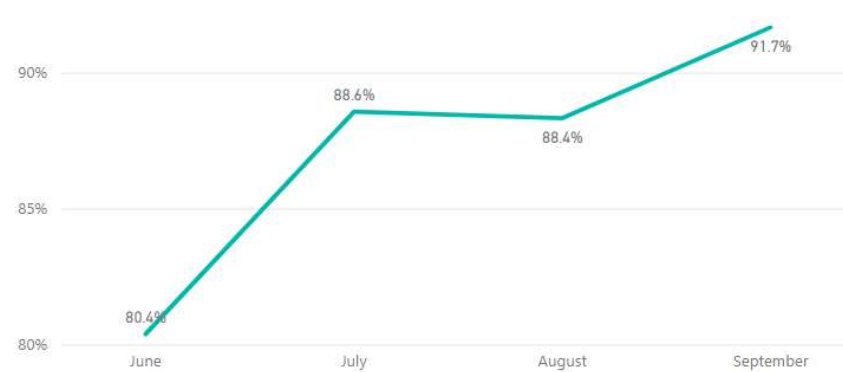
Percent Compliant. by County State



Percent Compliant. by Date



Percent Compliant. by Month



Select a date range to see compliance for a custom set of dates.

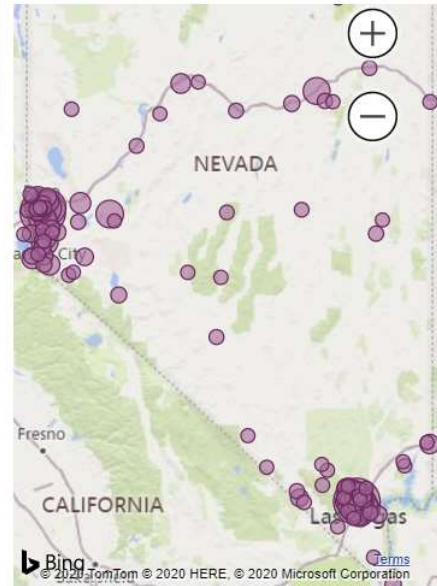
Date

OSHA COVID-19 Complaints by Zip Code Feb 25, 2020 to September 3, 2020

Zip Code	Complain...	City	County
89109	174	Las Vegas	Clark
89502	168	Reno	Washoe
89119	128	Las Vegas	Clark
89434	115	Sparks	Washoe
89431	107	Sparks	Washoe
89406	73	Fallon	Churchill
89101	71	Las Vegas	Clark
89701	69	Carson City	Carson City
89801	69	Elko	Elko
89511	67	Reno	Washoe
89512	67	Reno	Washoe
89052	64	Henderson	Clark
89118	60	Las Vegas	Clark
89123	60	Las Vegas	Clark
89506	59	Reno	Washoe
89102	55	Las Vegas	Clark
89104	54	Las Vegas	Clark
89103	53	Las Vegas	Clark
89030	52	North Las Vegas	Clark
89121	52	Las Vegas	Clark
89117	49	Las Vegas	Clark
89146	48	Las Vegas	Clark
89074	47	Henderson	Clark
89521	47	Reno	Washoe
89128	46	Las Vegas	Clark
89149	45	Las Vegas	Clark
42			
89115	42	Las Vegas	Clark
89014	41	Henderson	Clark
89436	41	Sparks	Washoe
89501	39	Reno	Washoe
89449	38	Stateline	Douglas
89523	38	Reno	Washoe
89015	37	Henderson	Clark
89408	37	Fernley	Lyon
89410	37	Gardnerville	Douglas
89509	37	Reno	Washoe
89705	36	Carson City	Carson City
Total	3,485		

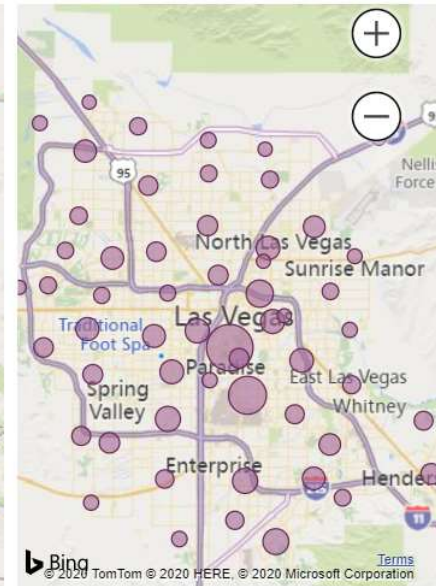
State of Nevada

Complaints by Zip Code



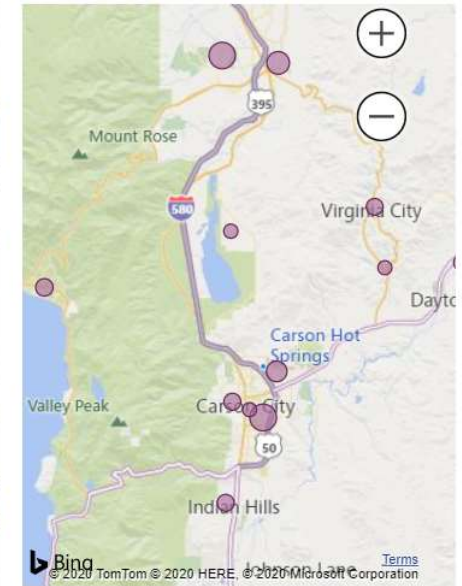
Clark County Detail

Complaints by Zip Code



Washoe County/ Carson City Detail

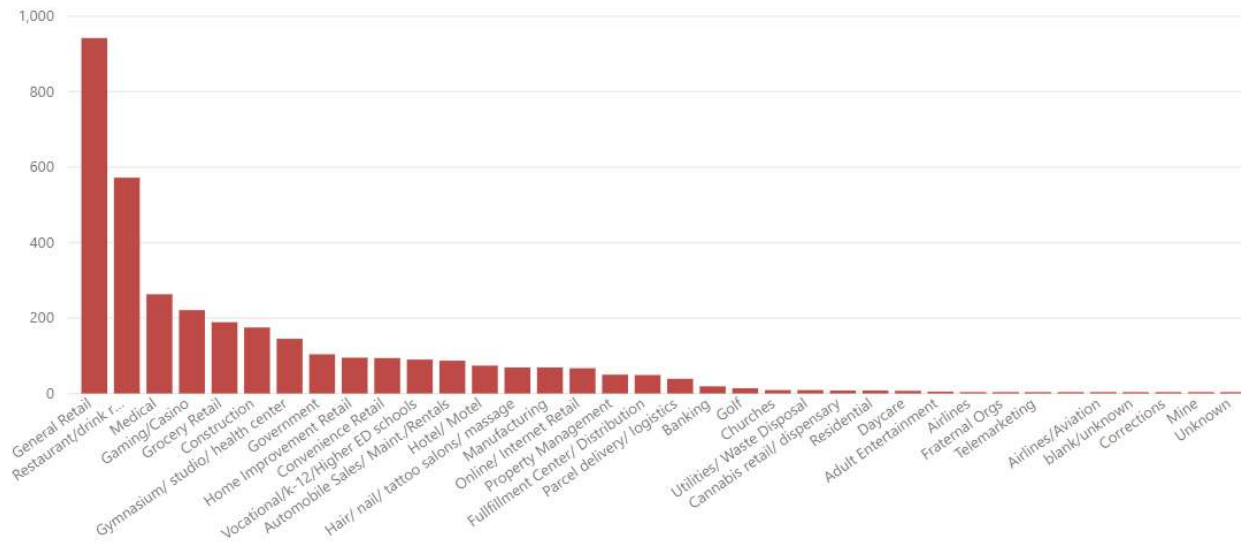
Complaints by Zip Code



[Click here](#) to view the Nevada OSHA COVID-19 Complaint and Referral logs.

OSHA COVID-19 Complaints by Industry Feb 25, 2020 to September 3, 2020

Complaints by Sector



[Click here](#) to view the Nevada OSHA COVID-19 Complaint and Referral logs.

Sector	Complain...	Percent of Total
General Retail	942	27.03%
Restaurant/drink retail	572	16.41%
Medical	263	7.55%
Gaming/Casino	221	6.34%
Grocery Retail	189	5.42%
Construction	175	5.02%
Gymnasium/ studio/ health center	145	4.16%
Government	104	2.98%
Home Improvement Retail	95	2.73%
Convenience Retail	94	2.70%
Vocational/k-12/Higher ED schools	90	2.58%
Automobile Sales/ Maint./Rentals	87	2.50%
Hotel/ Motel	74	2.12%
Hair/ nail/ tattoo salons/ massage	69	1.98%
Manufacturing	69	1.98%
Online/ Internet Retail	67	1.92%
Property Management	50	1.43%
Fulfillment Center/ Distribution	49	1.41%
Parcel delivery/ logistics	39	1.12%
Banking	19	0.55%
Golf	14	0.40%
Churches	9	0.26%
Utilities/ Waste Disposal	9	0.26%
Cannabis retail/ dispensary	8	0.23%
Residential	8	0.23%
Daycare	7	0.20%
Adult Entertainment	5	0.14%
Airlines	2	0.06%
Fraternal Orgs	2	0.06%
Telemarketing	2	0.06%
Airlines/Aviation	1	0.03%
blank/unknown	1	0.03%
Corrections	1	0.03%
Mine	1	0.03%
Unknown	1	0.03%
Total	3,485	100.00%